

PGIM INDIA SHORT DURATION FUND

(Earlier known as PGIM India Short Maturity Fund)
An open ended short term debt scheme investing in instruments such that the Macaulay duration of the portfolio is between 1 year to 3 years. A moderate interest rate risk and moderate credit risk scheme.

March 2023



PGIM
India Mutual Fund

Why invest in PGIM India Short Duration Fund?

PGIM India Short Duration Fund is a low to moderate risk fund that seeks to generate returns with low volatility by investing in short/medium term debt securities and money market securities.

Portfolio Characteristics*

- The fund portfolio is a combination of short/medium term bonds.
- The fund currently is invested in AAA/A1+ rated papers and Sovereign Bonds to the extent of 94.66%.

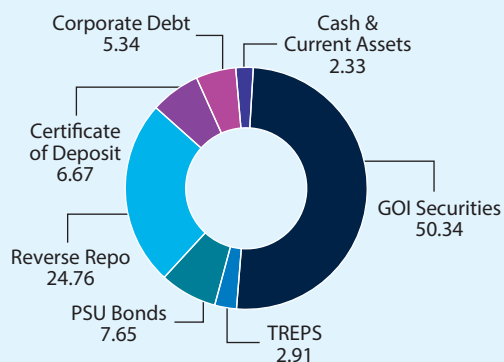
Portfolio Positioning*

- The short duration segment captures twin benefits of relatively lower volatility and 'higher carry'.
- In addition to the 'carry' component, the fund also benefits from ongoing improvement in liquidity conditions, which positively impacts any money market holdings and short term bonds (12-36 months) in the portfolio.

Who should invest?

Investors with more than 12 months time horizon can look at investing in the fund.

Asset Allocation (% AUM)



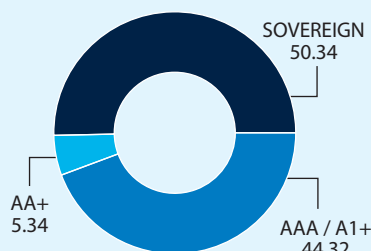
Fund Details

AUM as on March 31, 2023 (₹ in Crore):	27.99
For the Debt Portfolio	
Portfolio Yield (%)	7.43
Modified Duration (years)	1.69
Average Portfolio Maturity (years)	2.01
Macaulay Duration (years)	1.75

Portfolio Holdings

Issuer	% to Net Assets	Rating
5.74 GOI Mat 2026	30.70	SOV
5.22 GOI Mat 2025	13.75	SOV
Power Finance Corporation Ltd.	7.65	CRISIL AAA
State Bank Of India	6.67	CARE A1+
Muthoot Finance Limited	5.34	CRISIL AA+
7.26 GOI Mat 2032	2.85	SOV
5.63 GOI Mat 2026	1.72	SOV
7.38 GOI Mat 2027	0.96	SOV
7.17 Govt. Stock 2028	0.36	SOV

Credit Quality Profile (% AUM)



Macaulay Duration: The Macaulay duration is the weighted average term to maturity of the cash flows from a bond. The weight of each cash flow is determined by dividing the present value of the cash flow by the price.

Modified Duration: Modified duration is the price sensitivity and the percentage change in price for a unit change in yield.

All the above data are as on March 31, 2023. * These are based on fund manager's current outlook & Subject to change.

Fund Manager's View

- March 2023 may prove to be a turning point in the rate hike cycle being pursued by Central banks across the globe, as the US and European markets were roiled with a banking crisis, and the regulators had to step in to contain the fallout. Given the aggressive and the frontloaded rate hikes across the world, a bit of stress was expected at some point, and it came in the form of a mini banking crisis. Before the crisis unfolded, yields had risen on better than expected economic data and hawkish comments from the Fed / ECB officials as markets started to price in 50bps rate hike by the Fed. It all changed as the trouble started in US regional banks with the Silicon Valley Bank failing and Credit Suisse being taken over by UBS in a move engineered by the regulator. The US yield curve steepened with the US 2yr bond yield falling by almost 90 bps from its peak even as both the Fed and the ECB hiked rates but sounded dovish by acknowledging that the banking crisis will lead to tightening of financial conditions. The Indian Bond curve also steepened with the 2-5yr segment of the curve outperforming as yields in this segment fell by 20-25 bps whereas the yield on the benchmark 10yr bond fell by 12bps.
- Taking cognizance of the banking crisis in US and Europe and the need to assess the Impact of the cumulative 250 bps policy rate hikes done since May of last year, the MPC paused in its April 6th Policy meeting while stating that it's not a pivot. The MPC also forecast a favorable inflation /growth dynamic by lowering its average inflation forecast for FY24 to 5.30% and increasing its GDP growth forecast to 6.50%.
- Liquidity management will become the focus over the next two quarters as the banking system's liquidity has reduced by almost INR 7 lakh cr over the course of the last one year and we expect that the current surplus liquidity will gradually reduce, bringing the focus back on liquidity management as there can be more instances of the MSF rate getting operational as and when liquidity in the banking system gets reduced. This will have implications for corporate bond spreads going forward as they are running quite tight from a historical spread perspective. We believe that the RBI is in for a long pause and we expect status quo on monetary policy to be retained over the next two quarters with a change in monetary stance to "Neutral "coming in at the August MPC Policy.
- The INR appreciated against the US dollar by 0.59% during the month as the Indian trade deficit and BOP came in better than expected and the US dollar also weakened. Brent fell during the month before a surprise production cut by OPEC+ led to a rise in prices in the first week of April.
- FPI flows into Indian Fixed Income markets were muted in March with marginal outflow of USD103 Mn taking the net inflow into debt at USD 357Mn on a CYTD basis.
- The incremental Credit / Deposit ratio of the banking system continues to be elevated with credit growth @15.00% and deposit growth@9.60% on a YoY basis putting pressure on short-term deposit rates and money market yields. This gap between the deposit and the credit growth rates means that the money market rates will continue to sustain at the current elevated levels with the flatness in the curve persisting.
- We expect the 10yr Benchmark bond to trade in a range of 7.10% to 7.40% till April end.

About Us

PGIM India Mutual Fund is a wholly owned business of PGIM, the global investment management business of the US based Prudential Financial, Inc. (PFI). PGIM India Asset Management is the full service investment manager of PGIM India Mutual Fund, offering a broad range of equity and fixed income solutions to retail and institutional investors throughout the country. We manage 23 open-ended funds operated by 17 investment professionals. In addition to managing our investors assets through domestic Mutual Funds, we also offer Offshore Funds and Portfolio Management Services. The fund house leverages the strength and stability of PGIM's 145-year legacy to build on its decade long history in India. Headquartered in Mumbai, PGIM India Mutual Fund has a presence in 27 cities across the country. PGIM India Mutual Fund brings a rich blend of global resources, intellectual acumen and local investment expertise and is committed to designing superior and meaningful, wealth building solutions for our investors. PGIM India provides unique training and educational programs for building exceptional capabilities and best business practices for its business associates.

Asset Allocation

Instruments	Indicative allocations (% of total Assets)		Risk Profile
	Minimum	Maximum	
Debt and Money Market Instruments including Government securities	0%	100%	Low to Medium

The Macaulay Duration of the portfolio will be maintained between 1 year to 3 year. Please refer to the Scheme Information Document for more details on asset allocation.

Key Features



Benchmark index:

CRISIL Short Duration Fund BII Index@
(@w.e.f. April 01, 2022, the benchmark has been changed from CRISIL Short Term Bond Fund Index to CRISIL Short Duration Fund BII Index.)



Fund Manager:

Mr. Puneet Pal
(w.e.f. September 13, 2022) Mr. Bhupesh Kalyani



Exit load: Nil.



Minimum application amount: Minimum of Rs. 5000/- and in multiples of Re. 1/- thereafter. **Minimum additional investment amount:** Rs. 1000/- and in multiples of Re. 1/- thereafter. **Minimum repurchase / redemption amount:** Rs. 1000/- and in multiples of Re. 1/- thereafter or account balance, whichever is lower.

Potential Risk Class

Credit Risk →	Relatively Low (Class A)	Moderate (Class B)	Relatively High (Class C)
Interest Rate Risk ↓			
Relatively Low (Class I)			
Moderate (Class II)		B-II	
Relatively High (Class III)			

pgim india mutual fund



1800 2667 446

Connect with us on:



The views of the Fund Manager should not be construed as an advice and investors must make their own investment decisions regarding suitability of the funds based on their specific investment objectives and financial positions and using such independent advisors as they believe necessary.

© 2023 Prudential Financial, Inc. (PFI) and its related entities. PGIM, the PGIM logo, and the Rock symbol are service marks of Prudential Financial, Inc., and its related entities, registered in many jurisdictions worldwide.

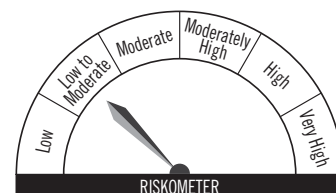
Mutual Fund investments are subject to market risks, read all scheme related documents carefully.

Riskometer

This product is suitable for investors who are seeking*:

- Income over the short term
- Investment in short term debt and money market instruments
- Degree of risk – LOW TO MODERATE

*Investors should consult their financial advisers if in doubt about whether the product is suitable for them.



Investors understand that their principal will be at low to moderate risk